

Scaled data based on original data using
LM-79-08 Approved Method: Electrical and Photometric Measurements of Solid-
State Lighting Products

Test Report Prepared for
Cooper Lighting Solutions
(formerly Eaton)

Brand: McGRAW-EDISON

Report Number: P385502

Luminaire Tested: **GWC-SA1A-735-U-T3-HSS**

Issue Date: 3/3/2020

Test Information

Test Method: LM-79-08
Report Number: P385502
TEST IS SCALED FROM IESNA LM-79-08 TEST DATA (G2-1903-205-15)
Test Lab: INNOVATION CENTER
Issue Date: 3/3/2020
Manufacturer: COOPER LIGHTING SOLUTIONS (FORMERLY EATON)
Product Line: MCGRAW-EDISON
Catalog Number: GWC-SA1A-735-U-T3-HSS
Description: GALLEON WALL LUMINAIRE
(1) 70 CRI, 3500K, 615mA LIGHTSQUARE WITH 16 LEDS AND TYPE III OPTICS
WITH HOUSE SIDE SHIELD
Light Source: -
Ballast/Driver: ELECTRONIC DRIVER

Summary

Lumens per Lamp: N/A
Luminaire Lumens: 3407.2 lumens
Efficiency: N/A
Efficacy: 100.2 lumens/watt
Luminous Opening: Rectangular (W 0.5' x L: 0.5' x H: 0')
IES Classification: Type III - Short
BUG Rating: B1 - U0 - G1

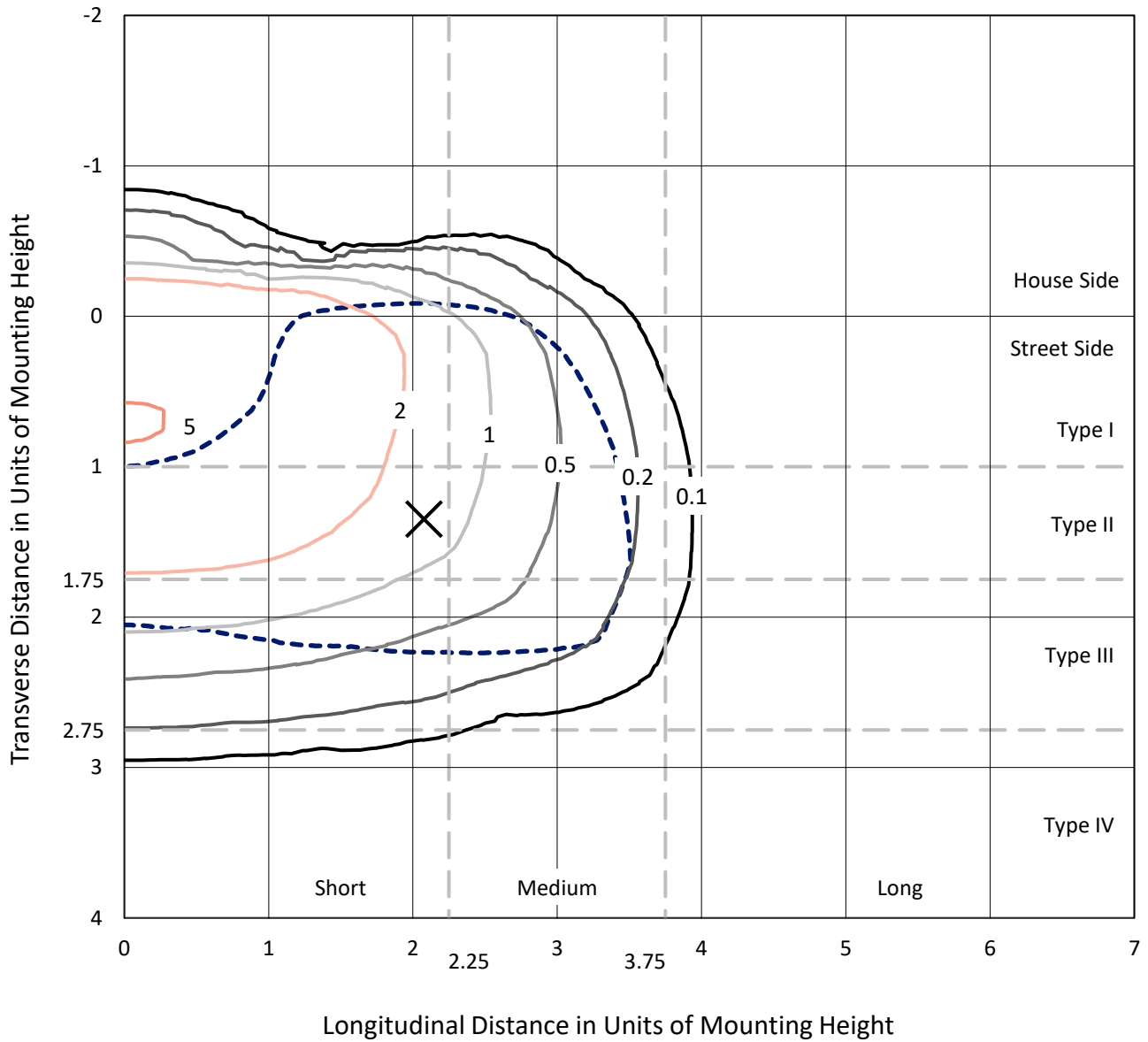
Input Watts (W): 34
Input Voltage (V): NR
Input Current (Ain): NR
Voltage Rise (V): NR
Power Factor: NR
Total Harmonic Distortion (THDi): NR
Frequency (hertz): 60
Stabilization Time: NR
Operation Time: NR
Ambient Temperature (°C): NR
Test Distance: 24 FT



REPORT NUMBER: P385502
 CATALOG NUMBER: GWC-SA1A-735-U-T3-HSS

Iso-Footcandle Lines of Horizontal Illumination

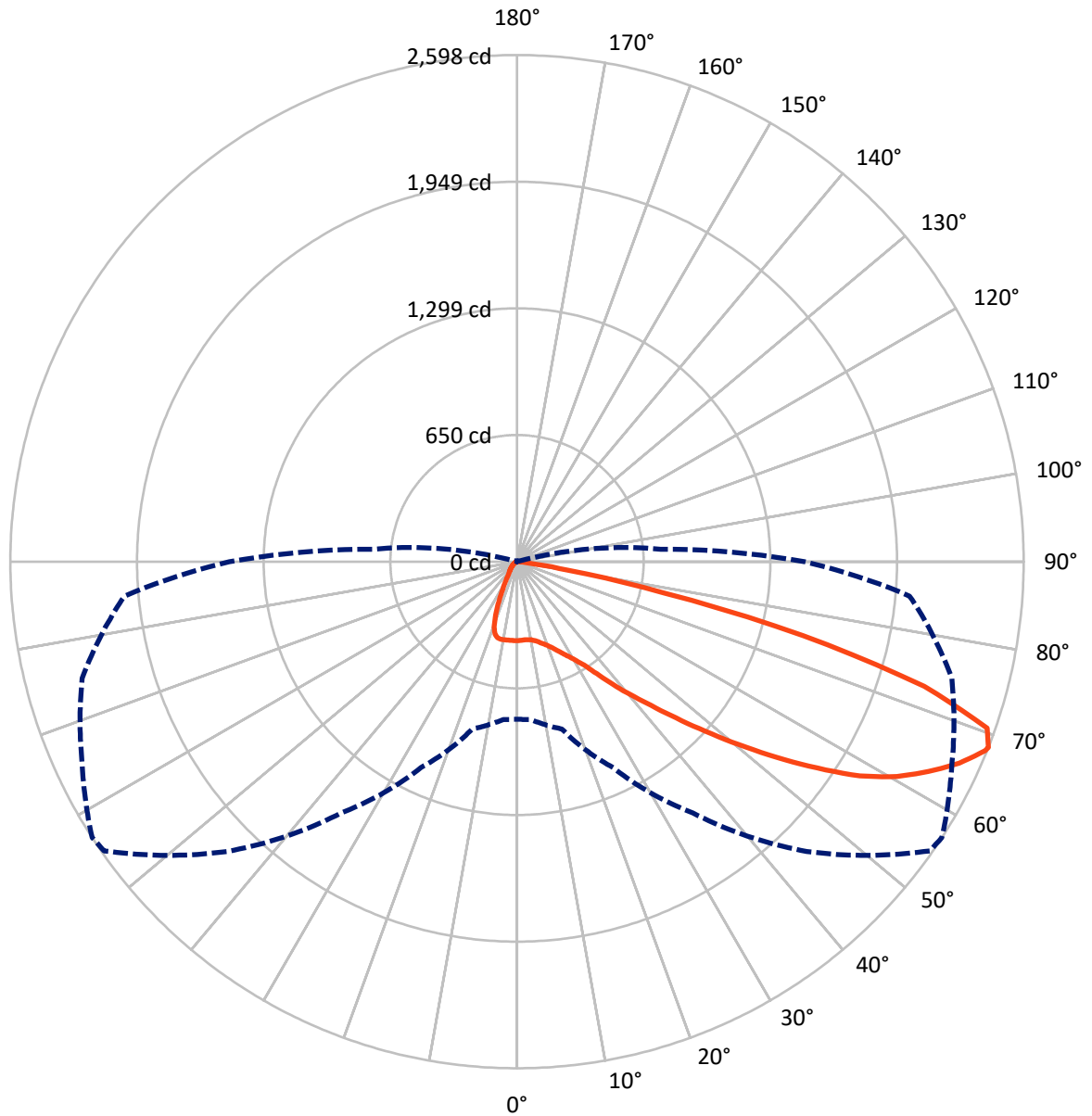
✕ Max cd
 - - - 1/2 Max cd



Based on 10 foot mounting height. Maximum calculated value = 5.2 fc
 Type III - Short - N/A

REPORT NUMBER: P385502
CATALOG NUMBER: GWC-SA1A-735-U-T3-HSS

Luminous Intensity Polar Plot



— Vertical Plane Through 57-Deg Lateral - - - Horizontal Cone Through 68-Deg Vertical



REPORT NUMBER: P385502

CATALOG NUMBER: GWC-SA1A-735-U-T3-HSS

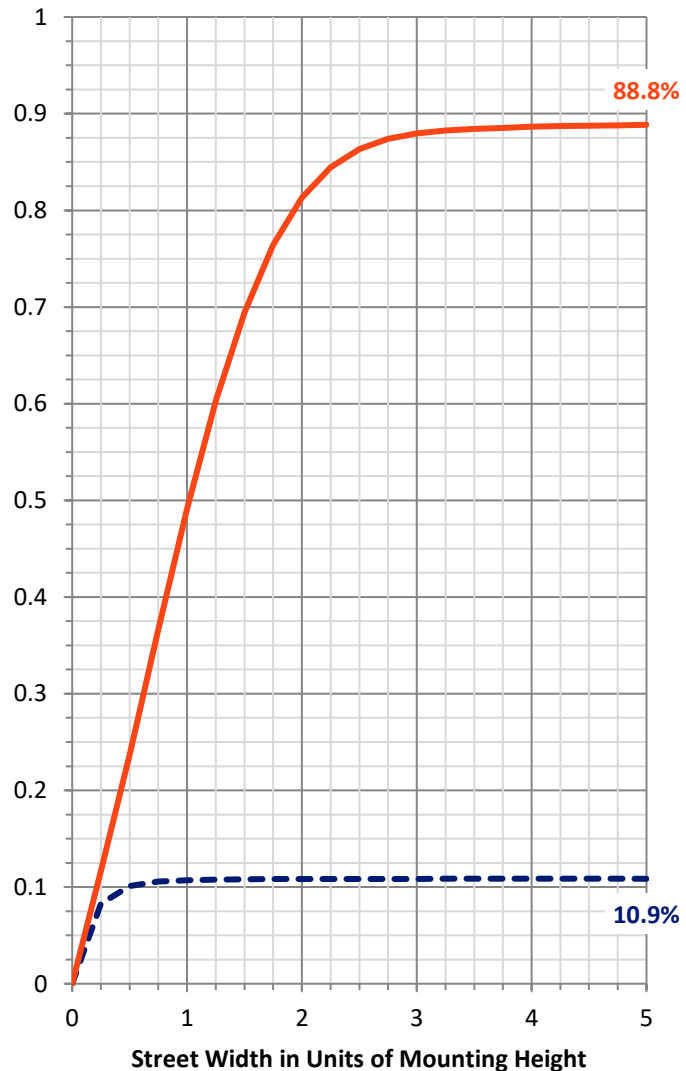
FLUX DISTRIBUTION:

		Downward	Upward	Total
House Side	Lumens	373.6	0.0	373.6
	% Fixture	11.0	0.0	11.0
Street Side	Lumens	3033.6	0.0	3033.6
	% Fixture	89.0	0.0	89.0
Total	Lumens	3407.2	0.0	3407.2
	% Fixture	100.0	0.0	100.0

Coefficient of Utilization

ZONAL LUMENS:

Zone	Lumens	% Fixture
0°-10°	37.9	1.1
10°-20°	105.0	3.1
20°-30°	181.1	5.3
30°-40°	312.6	9.2
40°-50°	534.7	15.7
50°-60°	855.5	25.1
60°-70°	988.5	29.0
70°-80°	377.7	11.1
80°-90°	14.2	0.4
90°-100°	0.0	0.0
100°-110°	0.0	0.0
110°-120°	0.0	0.0
120°-130°	0.0	0.0
130°-140°	0.0	0.0
140°-150°	0.0	0.0
150°-160°	0.0	0.0
160°-170°	0.0	0.0
170°-180°	0.0	0.0
0°-90°	3407.2	100.0
0°-180°	3407.2	100.0



REPORT NUMBER: P385502

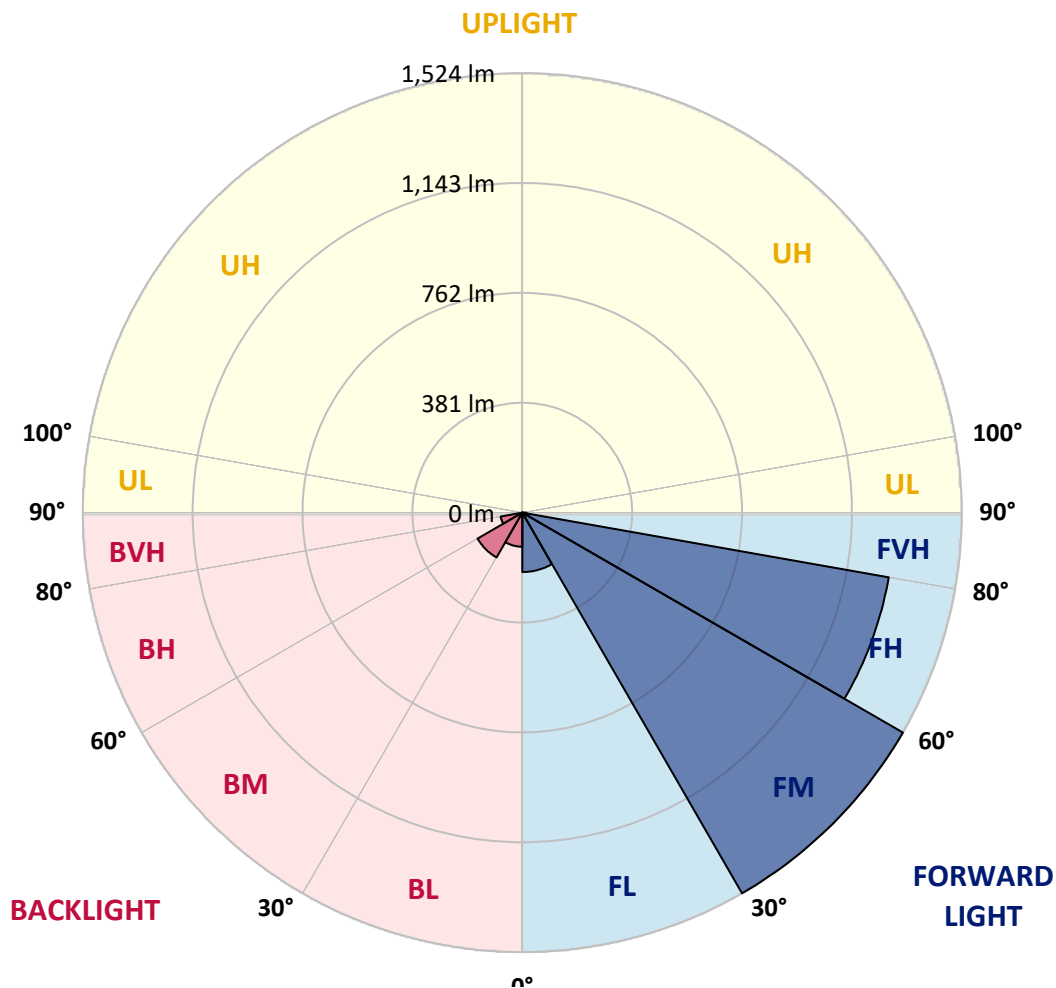
CATALOG NUMBER: GWC-SA1A-735-U-T3-HSS

LUMINAIRE CLASSIFICATION SYSTEM LUMEN TABLE AND BUG RATING:

Zone	Lumens	% Fixture	Zone Rating/Lumen Limit		
			B	U	G
FL (0°-30°)	205.9	6.0			
FM (30°-60°)	1523.7	44.7			
FH (60°-80°)	1290.1	37.9			G1/1800
FVH (80°-90°)	13.9	0.4			G1/100
BL (0°-30°)	118.1	3.5	B1/500		
BM (30°-60°)	179.2	5.3	B0/220		
BH (60°-80°)	76.1	2.2	B0/110		G0/110
BVH (80°-90°)	0.3	0.0			G0/10
UL (90°-100°)	0.0	0.0		U0/0	
UH (100°-180°)	0.0	0.0		U0/0	

BUG Rating: B1-U0-G1

Type III Short





REPORT NUMBER: P385502
 CATALOG NUMBER: GWC-SA1A-735-U-T3-HSS

CANDELA DISTRIBUTION (FULL):

	0°	5°	15°	25°	35°	45°	55°	57°	65°	75°	85°
0°	404.9	404.9	404.9	404.9	404.9	404.9	404.9	404.9	404.9	404.9	404.9
2.5°	395.4	397.2	398.4	399.2	400.2	402.2	402.9	403.9	404.4	404.4	405.5
5°	379.7	381.7	384.4	386.7	391.2	397.0	401.1	402.8	405.6	408.3	409.7
7.5°	365.2	367.5	370.7	376.0	383.7	393.1	401.8	404.0	409.7	415.2	417.9
10°	355.8	357.6	361.9	369.5	379.6	392.6	404.9	407.6	417.3	426.5	431.7
12.5°	352.6	354.2	358.7	367.2	379.7	395.0	411.9	416.0	430.1	443.5	450.8
15°	357.3	357.6	362.3	370.4	382.8	401.0	423.7	428.6	446.4	463.9	472.9
17.5°	375.4	374.0	376.3	379.9	389.8	408.9	436.2	443.4	467.3	487.6	496.2
20°	420.5	420.5	415.0	405.3	405.5	421.1	452.9	461.1	490.3	513.9	521.6
22.5°	497.7	496.2	485.3	461.6	439.8	442.3	473.4	484.0	518.0	543.3	545.8
25°	590.5	588.7	571.8	538.5	500.7	476.4	501.1	513.3	551.0	573.4	568.1
27.5°	688.8	687.3	670.5	629.1	575.5	530.9	534.0	545.7	584.7	606.8	589.8
30°	783.9	784.4	767.9	725.3	664.5	600.3	575.9	582.7	617.4	639.7	615.6
32.5°	874.5	875.1	860.8	813.2	756.6	681.0	634.0	632.2	655.4	677.5	649.8
35°	955.2	956.8	947.0	910.1	850.0	770.9	709.1	705.0	709.3	734.3	702.1
37.5°	1033.1	1034.0	1026.6	995.5	945.2	869.7	804.2	798.3	788.9	808.2	771.2
40°	1118.3	1115.8	1107.3	1079.1	1036.0	978.8	906.4	896.1	879.8	896.8	862.1
42.5°	1197.5	1194.8	1196.2	1164.3	1127.9	1090.8	1025.4	1007.7	998.2	1017.8	973.6
45°	1296.6	1295.1	1299.9	1272.2	1242.8	1215.9	1161.9	1142.6	1138.4	1161.5	1108.4
47.5°	1394.3	1397.9	1412.9	1401.1	1389.3	1365.5	1306.4	1297.7	1300.3	1328.2	1250.7
50°	1475.9	1480.1	1521.2	1534.7	1552.0	1538.1	1478.8	1473.5	1483.7	1508.8	1403.7
52.5°	1534.9	1543.4	1594.5	1656.8	1719.7	1729.0	1669.9	1665.1	1678.7	1682.6	1522.0
55°	1575.8	1583.3	1641.2	1755.3	1883.2	1923.5	1886.8	1868.1	1865.4	1827.3	1646.4
57.5°	1583.1	1582.2	1665.4	1818.9	2011.4	2115.3	2092.1	2073.8	2020.9	1961.0	1789.0
60°	1542.1	1546.8	1643.3	1840.9	2091.9	2260.5	2262.2	2238.4	2156.1	2091.0	1927.2
62.5°	1416.1	1435.1	1532.6	1783.2	2091.0	2319.0	2387.0	2368.8	2270.3	2197.5	2067.3
65°	1211.8	1218.6	1311.6	1584.9	1949.7	2294.5	2499.3	2492.5	2373.3	2301.0	2139.4
67.5°	885.0	870.3	968.0	1248.1	1650.7	2151.8	2579.9	2588.3	2452.7	2322.2	2062.6
68°	807.6	812.0	888.0	1164.8	1572.5	2101.3	2585.1	2598.2	2460.6	2308.4	2020.7
70°	481.3	489.8	557.6	802.0	1196.2	1816.0	2527.8	2557.6	2413.6	2165.5	1747.8
72.5°	123.0	132.9	197.0	358.9	683.2	1279.5	2133.8	2184.3	2095.5	1756.8	1180.0
75°	50.6	53.2	70.4	118.3	254.6	576.4	1406.5	1514.4	1452.7	1051.7	533.3
77.5°	34.9	36.7	45.3	65.6	110.2	195.4	689.5	767.5	691.5	358.9	116.3
80°	25.2	26.6	32.4	43.7	63.3	69.8	224.7	259.8	206.4	78.8	28.8
82.5°	14.9	16.2	24.1	31.1	38.5	33.3	55.9	63.5	59.7	39.2	12.9
85°	7.4	8.7	16.3	22.3	20.8	14.0	17.1	19.0	23.5	23.9	7.0
87.5°	0.5	0.9	9.5	13.3	5.8	3.2	5.0	6.1	8.4	11.7	2.9
90°	0.0	0.0	0.0	0.0	0.0	0.0	0.0	0.0	0.0	0.0	0.0



REPORT NUMBER: P385502
 CATALOG NUMBER: GWC-SA1A-735-U-T3-HSS

CANDELA DISTRIBUTION (continued):

	90°	95°	105°	115°	125°	135°	145°	155°	165°	175°	180°
0°	404.9	404.9	404.9	404.9	404.9	404.9	404.9	404.9	404.9	404.9	404.9
2.5°	406.0	406.2	405.1	404.5	404.9	402.9	402.2	402.4	402.4	402.9	402.2
5°	410.0	410.0	408.1	405.5	404.0	400.4	397.9	397.3	396.8	396.5	395.9
7.5°	418.7	417.7	414.4	408.7	403.9	395.9	389.8	386.5	384.9	384.2	383.7
10°	432.8	431.0	425.4	414.8	403.8	389.4	376.0	366.6	358.7	355.4	353.5
12.5°	451.6	449.0	439.5	422.1	402.6	376.2	347.2	319.3	293.4	282.8	277.4
15°	473.4	469.6	454.7	428.3	396.0	346.4	283.4	234.6	198.7	185.2	179.3
17.5°	495.4	490.6	467.8	432.1	376.2	284.6	198.8	150.1	126.2	119.7	117.4
20°	517.6	510.6	479.3	429.2	331.4	205.3	131.1	109.7	102.8	100.9	100.2
22.5°	538.7	527.8	489.6	417.9	262.5	137.7	103.7	96.9	94.7	93.6	93.3
25°	557.2	541.8	498.6	383.1	185.7	104.1	93.5	91.2	88.3	86.2	86.3
27.5°	574.3	555.8	504.1	325.8	123.9	89.0	86.5	83.4	78.2	75.1	75.1
30°	595.1	574.5	508.1	250.7	91.2	78.6	76.7	72.1	64.7	60.8	60.8
32.5°	626.4	602.9	505.6	175.9	75.5	69.1	64.6	58.1	50.3	46.4	46.2
35°	674.2	646.7	487.2	115.4	66.7	60.1	52.9	44.9	38.0	34.8	34.7
37.5°	738.6	705.3	445.9	82.5	59.7	51.8	43.0	34.3	29.1	27.1	26.9
40°	822.3	773.5	386.9	66.9	53.4	43.7	33.2	26.6	23.0	21.4	21.6
42.5°	922.7	846.5	316.3	57.7	47.1	35.9	25.9	20.9	18.7	17.6	17.3
45°	1034.2	918.4	242.2	51.4	40.8	29.0	20.3	16.6	14.8	14.2	14.2
47.5°	1156.8	988.5	177.3	45.9	34.0	22.4	16.3	13.5	12.1	11.6	11.5
50°	1268.1	1037.2	127.8	40.1	27.9	17.8	13.2	11.3	10.3	9.7	9.7
52.5°	1360.9	1052.5	94.1	33.8	22.5	14.2	11.0	9.7	8.7	8.2	8.2
55°	1442.5	1046.2	69.9	27.9	18.2	11.6	9.3	8.2	7.4	7.0	7.0
57.5°	1520.9	1025.9	52.2	22.7	14.7	9.3	7.9	7.0	6.1	5.8	5.8
60°	1584.9	992.1	38.8	18.4	11.7	7.6	6.6	5.6	5.0	4.5	4.5
62.5°	1636.7	954.7	28.6	15.1	9.3	5.9	5.2	4.7	3.7	3.2	3.2
65°	1637.0	892.7	21.4	12.6	7.2	4.7	3.9	3.7	2.4	2.0	1.8
67.5°	1518.6	769.6	16.4	10.8	5.6	3.6	2.9	3.1	1.3	0.8	0.7
68°	1475.6	738.4	15.5	10.6	5.4	3.4	2.7	3.1	1.1	0.7	0.5
70°	1244.0	587.4	12.4	10.3	4.7	2.5	2.3	3.1	0.9	0.5	0.3
72.5°	795.7	340.9	9.2	8.2	3.6	2.0	1.4	2.7	0.9	0.3	0.2
75°	338.7	105.7	6.3	5.8	2.1	1.4	0.9	1.8	0.7	0.2	0.0
77.5°	71.4	23.9	3.7	3.6	1.4	0.9	0.7	0.5	0.2	0.0	0.0
80°	18.4	7.0	2.0	1.8	0.8	0.5	0.3	0.0	0.0	0.0	0.0
82.5°	5.8	2.7	1.1	0.8	0.3	0.0	0.0	0.0	0.0	0.0	0.0
85°	2.9	1.6	0.7	0.3	0.0	0.0	0.0	0.0	0.0	0.0	0.0
87.5°	1.6	0.5	0.2	0.0	0.0	0.0	0.0	0.0	0.0	0.0	0.0
90°	0.0	0.0	0.0	0.0	0.0	0.0	0.0	0.0	0.0	0.0	0.0

Signify Classified - Internal
Cooper Lighting Solutions Photometric Lab
1121 Highway 74 South
Peachtree City, GA 30269

Scaled Data Report



Report Generated By 670245982

Signify Classified - Internal
Cooper Lighting Solutions Photometric Lab
1121 Highway 74 South
Peachtree City, GA 30269

Scaled Data Report



Signify Classified - Internal
Cooper Lighting Solutions Photometric Lab
1121 Highway 74 South
Peachtree City, GA 30269

Scaled Data Report



Signify Classified - Internal
Cooper Lighting Solutions Photometric Lab
1121 Highway 74 South
Peachtree City, GA 30269

Scaled Data Report



Signify Classified - Internal
Cooper Lighting Solutions Photometric Lab
1121 Highway 74 South
Peachtree City, GA 30269

Scaled Data Report



--- HS — SS

Signify Classified - Internal
Cooper Lighting Solutions Photometric Lab
1121 Highway 74 South
Peachtree City, GA 30269

Scaled Data Report



u

Signify Classified - Internal
Cooper Lighting Solutions Photometric Lab
1121 Highway 74 South
Peachtree City, GA 30269

Scaled Data Report





(END OF REPORT)